

BIG WHEEL

DRIFT TRIKE



OPERATING INSTRUCTIONS

LIMITED WARRANTY

SFD Industries Inc. (herein after referred to by "SFD") hereby warrants to the original purchaser that the frame of the new Big Wheel Drift Trike will be free from defects in materials and workmanship. The period of the warranty is ninety (90) days from the date of purchase. SFD, if notified of a defect in material or workmanship during the period of the warranty, will repair or replace, at its option, the defective part at no charge, other than the reasonable cost for the transportation of the component(s). SFD will also agree to pay reasonable charges for labor, if necessary to perform a warranty repair.

The original purchaser must operate the vehicle and maintain the vehicle in accordance with the instructions provided in the Operator's Manual, the supplements thereto and the labels affixed to the vehicle. Additionally within ten (10) days of the discovery of the alleged defect, the original purchaser must provide written notification to SFD's Customer Service Department at info@SFDIndustries.com

General Exclusions: This limited warranty does not cover component failure or damage caused by component failure or damage caused by any of the following: collision; abnormal strain or stress; neglect; abuse; improper assembly of components which were provided in the shipping container, after the vehicle left SFD Industries, Inc.; improper maintenance; improper use of the vehicle, including but not limited to racing, jumping, stunt driving, or any other use prohibited by the operators manual. Additionally this warranty does not cover component failure or damage to vehicles which are leased or rented, or vehicles which are used at a concession track.

Specific Exclusions: This limited warranty does not apply to components which are subject to normal wear and tear. These items include, but are not limited to the tires, the clutch, the brake(s), the throttle cable, chain, the seat, fasteners, decals and powder coat, paint. Additionally, this warranty does not apply to the engine which is warranted by its manufacturer.

SFD INDUSTRIES, INC. MAKES NO OTHER WARRANTY OF ANY KIND, EXPRESSED OR IMPLIED. ALL WARRANTIES OF MERCHANTABILITY AND FITNESS FOR A PARTICULAR PURPOSE WHICH EXCEED THE OBLIGATIONS AND TIME LIMITATIONS SPECIFIED IN THE WARRANTY ABOVE ARE HEREBY DISCLAIMED BY SFD AND EXCLUDED FROM THIS WARRANTY. ADDITIONALLY, THIS WARRANTY EXCLUDES ANY INCIDENTAL OR CONSEQUENTIAL DAMAGES, INCLUDING BUT NOT LIMITED TO LOSS OF USE. SOME STATES DO NOT ALLOW A MANUFACTURER TO EXCLUDE OR LIMIT INCIDENTAL OR CONSEQUENTIAL DAMAGES AND, THEREFORE, THE ABOVE EXCLUSION MAY NOT APPLY TO YOU.

SAFE OPERATION

1. Always complete a preoperation check before starting the engine or operating the Big Wheel Drift Trike. This check will assist in safety of the operator and prevent damage to the Big Wheel Drift Trike.

Check that all components are tightly fastened to the frame. All wheels, tires and sleeves are in good shape and brakes are operating correctly.

2. While operating, use full attention during driving. Do not operate in areas around vehicles, crowds of people, or objects that could be a hazard of driving or crashing into. Do not operate on surfaces with holes or bumps in pavement, only drive the Big Wheel Drift Trike on smooth paved surfaces.

3. Never allow a child or anyone under the age of 18 to operate or ride on the Big Wheel Drift Trike. Never carry a passenger; this Big Wheel Drift Trike is for one operator only.

4. Never operate this Big Wheel Drift Trike at night. Night is defined as a period of 45 minutes before sunset through 45 minutes after sunrise.

5. Begin by operating the Big Wheel Drift Trike at a slow, safe speed in order to further understand the risk and danger of the Big Wheel Drift Trike.

6. Do not travel at speeds above those at which you can handle and operate the Big Wheel Drift Trike safely and effectively.

7. Never operate this Big Wheel Drift Trike without wearing a properly fitting DOT approved motorcycle helmet. Operators should also wear eye protection and protective clothing such as gloves, boots, long sleeved shirt and long pants.

8. Loose clothing, loose jewelry, and long hair is unacceptable for operating the Big Wheel Drift Trike as they may get caught on pegs, wheels, brake levers, chain, sprocket etc. resulting in danger.


9. Never perform any modifications to the Big Wheel Drift Trike except for replacing parts exclusively from SFD Industries, Inc.

10. Do not operate this Big Wheel Drift Trike on public roads, streets, parking lots or highways. Never operate the Big Wheel Drift Trike on roads, parking lots or areas where you may come in contact with other motorized vehicles. Always obtain written permission before riding on private roads or lots. Obey all of the laws and regulations governing your riding area.

FIRST RIDE CHECKLIST

-Always inspect the Big Wheel Drift Trike before riding by following the checklist carefully

1 Check Engine Oil Level



Add oil if required.

Check for leaks.

Tighten fill cap securely.

2 Check Fuel Level



Add fuel as necessary.

DO NOT overfill.

DO NOT mix oil with gas.


Replace cap tightly.

3 Brakes



Check that the brakes function properly.

4 Drive Chain



Check alignment, condition and tension.

FIRST RIDE CHECKLIST 2

-Always inspect the Big Wheel Drift Trike before riding by following the checklist carefully

5 Throttle



Check for smooth operation.

Make sure the throttle returns to the idle position.

Check for frayed cable or damaged cable housing.

Check for mud, debris and ice in the throttle cable and throttle mechanism.

6 Fasteners



Check wheels to see that all axle nuts and lug nuts are tightened securely.

Check for missing fasteners.

Check that all other fasteners are secure.

Check for any broken or missing cable ties on rear axle assembly. (8 total)

7 Steering



Make sure steering turns freely.

8 Frame/Chassis




Check for bent or otherwise damaged frame and/or other chassis components.

STUPID FAST TRIKES ONLY


Tools Needed for Installation

- Flathead Screw driver
- 10mm wrench
- 1/2" wrench

For installation of air filter, simply slide rubber hose end of air filter over intake and tighten hose clamp with flathead screw driver until filter is secure.



To install exhaust, first remove both 1/2" nuts and washers from exhaust port. Then place exhaust over port with washer on the outside and tighten 1/2" nuts until secure.




After exhaust has been affixed over exhaust port, take the 10mm bolt and washers and place them through exhaust brace and tighten.



STUPID FAST TRIKES ONLY

Turn the red switch located at the front of the pull start cover to the off position.


Engine Kill Switch



Make sure both the black fuel lever and petcock on your gas tank are turned to the on position.

For choke and fuel levers
On= To the Right
Off= To the Left

For petcock
On = Fully loosened
Off = Fully closed



Choke and Fuel

Pull the rope until you see fuel fill the entire line, turn the red switch located at the front of the pull start cover to the on position, then turn the choke on and twist the throttle half way (when it starts to fire let off of throttle immediately) turn off choke and put on your helmet and safety gear and get ready to slide!!!




Fuel Petcock

REPLACEMENT PARTS




Headset:
\$38.00



PVC Sleeves:
\$60.00
(\$30.00 for SFD Trike Owners)



Throttle Cable:
\$8.00



Sprocket:
\$15.00



Clutch:
\$32.00



Chain:
\$18.00

For any other parts please call us at 336-829-5796 or email us at info@SFDIndustries.com

ACCESSORIES & ADD-ONS

Free Wheel Hub
\$175.00


(Required to ride trike without sleeves)



Padded Leather Seat
\$250.00



Tire Deflater Tool
\$75.00



For any other parts please call us at 336-829-5796 or email us at info@SFDIndustries.com

SFD Industries, Inc.

Big Wheel Drift Trike - Operating Instructions

No person under the age of 18 years old should operate this or any SFD Industries, Inc. Big Wheel Drift Trike. Only the individual who signed the SFD Industries, Inc. Purchase Agreement and Release of Liability form should operate this SFD Industries, Inc. Big Wheel Drift Trike.

These Operating Instructions contain important safety information and instructions, which should be read carefully before operating the Big Wheel Drift Trike. All operators should obtain, review, and follow the federal and state government acts and regulations pertaining to owning and operating a recreational vehicle.

This Big Wheel Drift Trike is not street legal; do not operate a Big Wheel Drift Trike on public roads, streets, parking lots or highways that motorized passenger vehicles use.

Operators should always wear a helmet, eye protection and protective clothing.

Do not use the seat or seat back as a handle or apply body weight to seat. Do not apply body weight or stand on foot bars or foot pegs.

Do not operate this Big Wheel Drift Trike if you have consumed or are under the influence of alcohol or drugs.

Do not operate this Big Wheel Drift Trike if you have a heart condition, high blood pressure or other medical condition that may be aggravated by operating a Big Wheel Drift Trike.

Thank You for Your Purchase
Enjoy Your New Big Wheel Drift Trike
Have Fun and Be SAFE



*Never
Grow Up*

